



District Report Card: 2017


State: West Bengal	District: Birbhum
Class: 8	Subject: Language
Schools: 49	Students: 1037


Participation/Coverage


Students

<div>GENDER</div> <div></div>	Boys				Girls			
	Number		%		Number		%	
	441		42.53		596		57.47	

<div>AREA</div> <div></div>	Rural				Urban			
	Number		%		Number		%	
	946		91.22		91		8.78	

<div>CATEGORY</div> <div></div>	SC		ST		OBC		GEN	
	Number	%	Number	%	Number	%	Number	%
	291	28.06	109	10.51	168	16.20	469	45.23

<div>CWSN</div> <div></div>	LD	VI	HI	S&LD	ID	Oth
	3	2	0	1	0	20

<div>Management</div> <div></div>	Government			Government-aided		
	Number		%	Number		%
	487		46.96	550		53.04

Average Performance of Students in Language (%)

Overall	Gender		Area		Management		Social Group			
	Male	Female	Rural	Urban	Govt.	Aided	SC	ST	OBC	GEN
52.05	53.14	51.25	51.60	56.78	51.29	52.73	46.94	49.91	54.48	54.85

Performance on Learning Outcomes (LOs)

Learning Outcomes	Description	Average Performance(%)
L813	Read textual/non-textual materials with comprehension and identifies the details, characters, main idea and sequence of ideas and events while reading	52.05

Range of Performance of Students who Answered Correctly							
Below 30%		30% - 50%		50% - 75%		Above 75%	
Number	%	Number	%	Number	%	Number	%
205	19.77	307	29.60	350	33.75	175	16.88

Lowest Performing Learning Outcomes (LOs)

1 - Read textual/non-textual materials with comprehension and identifies the details, characters, main idea and sequence of ideas and events while reading (52.05)